

Power TF Agenda Number 3.

Update on Power Market

Power Task Force
March 16, 2017

Brian Young

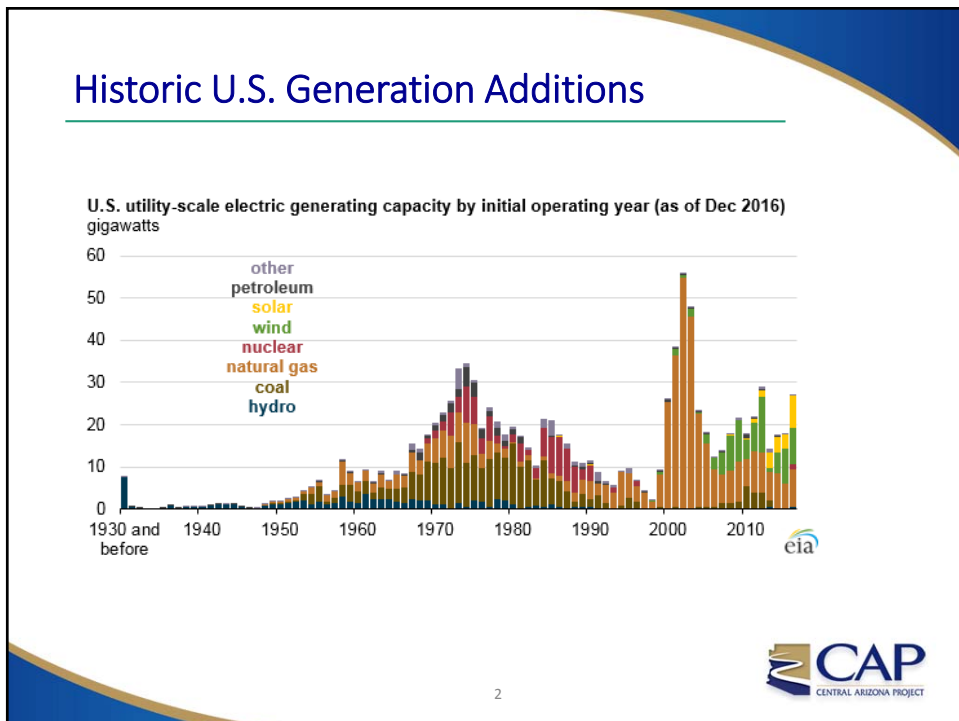


PROTECT LAKE MEAD

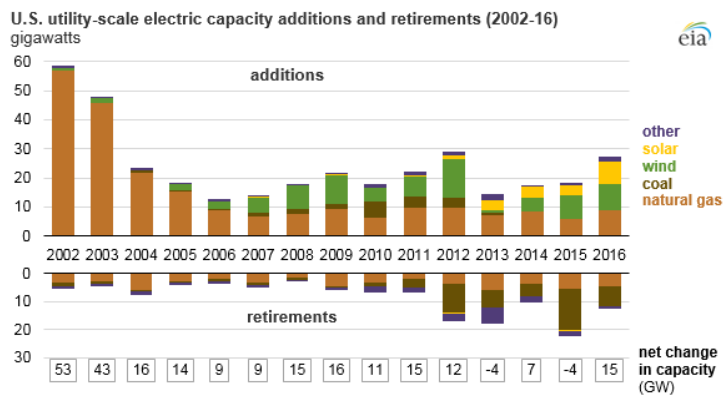


CAP
CENTRAL ARIZONA PROJECT

YOUR WATER. YOUR FUTURE.



Historic U.S. Net Generation Change

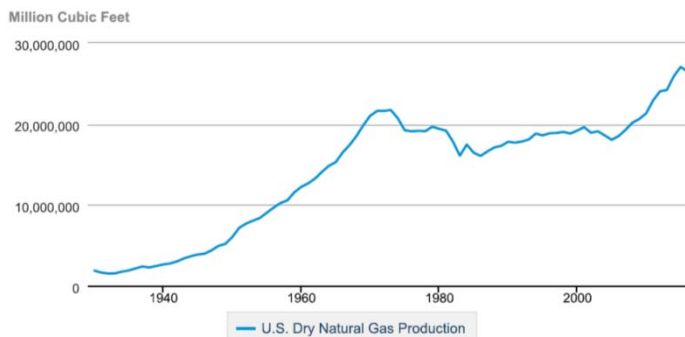


eia



Natural Gas Production

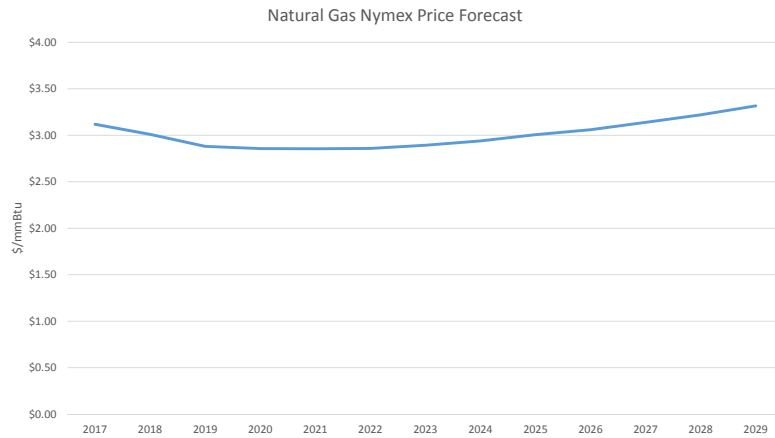
U.S. Dry Natural Gas Production



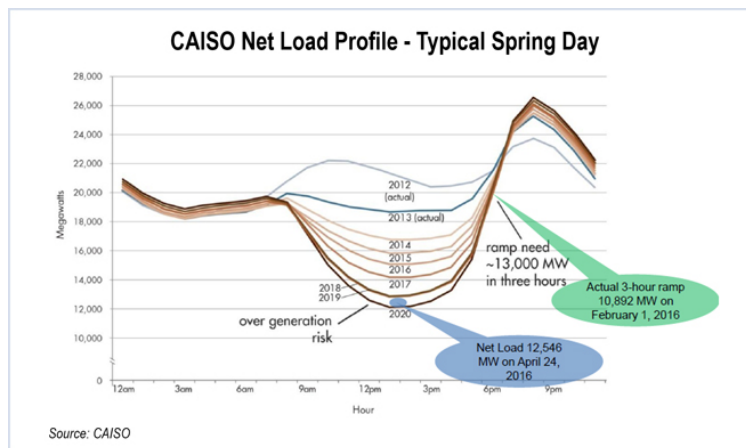
Source: U.S. Energy Information Administration



Natural Gas Forecast



The Duck Curve

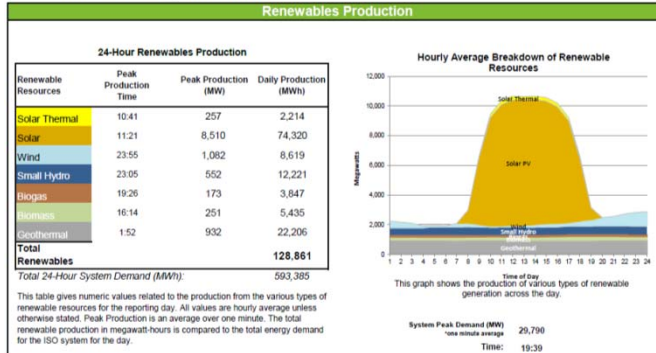


Daily CAISO Resources – March 14, 2017

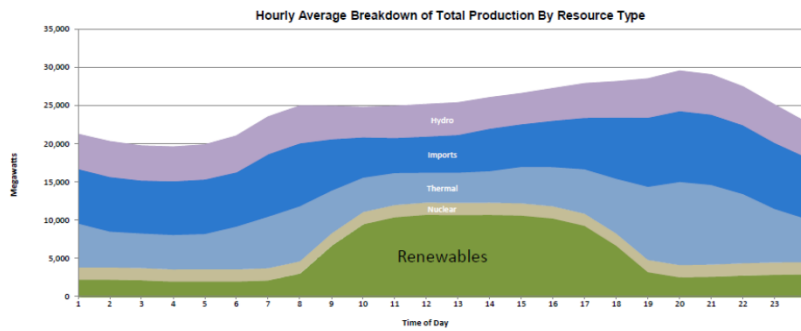


For Operating Day: **Tuesday, March 14, 2017**

The Renewables Watch provides important information about actual renewable production within the ISO grid as California moves toward a 33 percent renewable generation portfolio. The information provided is as accurate as can be delivered in a daily format. It is unverified raw data and is not intended to be used as the basis for operational or financial decisions.



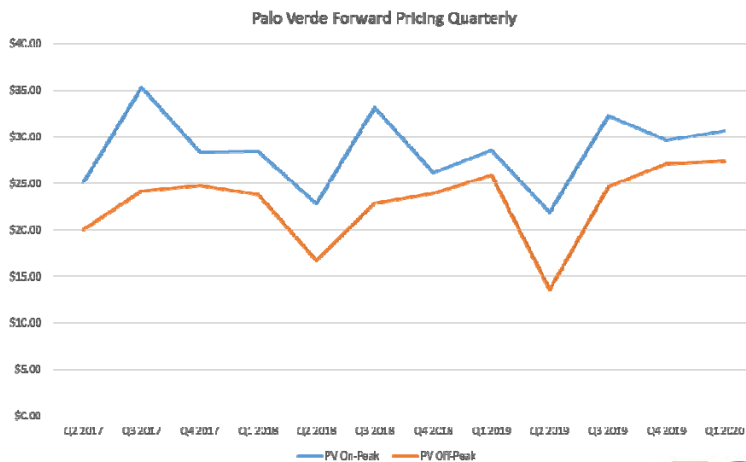
Daily CAISO Resources – March 14, 2017



Previous Renewables Watch reports and data are available at <http://www.caiso.com/green/renewableswatch.html>



Palo Verde Forward Energy Pricing



Recent Transactions

Purchases and Sales for 3-1-17

Sale/Purchase	Block	Counter Parties	Price	Quantity
PURCHASE	LL		\$18.00	800mwh
PURCHASE	LL		\$17.50	200MWH
SALE	HE8-9 & HE19-23		\$35.00	824mwh
PURCHASE	HE10-17		\$3.25	800MWH
PURCHASE	HL		\$19.00	560MWH
SALE	HE19-23		\$35.00	175MWH



Recent Transactions (Cont.)

Purchases and Sales for 3-7-17

Sale/Purchase	Block	Counter Parties	Price	Quantity
PURCHASE	HE10-17		\$7.25	800MWH
PURCHASE	HE11-17		\$5.00	175MWH
PURCHASE	HE11-17		\$5.00	700MWH
PURCHASE	LL		\$19.50	800MWH
SALE	HE8-9 & HE19-23		\$36.00	350MWH

11



Questions?

